

Voting Systems with Trust Mechanisms in Cyberspace: Vulnerabilities and Defenses

Qinyuan Feng, Yan Lindsay Sun, *Member, IEEE*, Ling Liu, *Member, IEEE*,
Yafei Yang, *Member, IEEE*, and Yafei Dai, *Member, IEEE*

Abstract—With the popularity of voting systems in cyberspace, there is growing evidence that current voting systems can be manipulated by fake votes. This problem has attracted many researchers working on guarding voting systems in two areas: relieving the effect of dishonest votes by evaluating the trust of voters, and limiting the resources that can be used by attackers, such as the number of voters and the number of votes. In this paper, we argue that powering voting systems with trust and limiting attack resources are not enough. We present a novel attack named as Reputation Trap (RepTrap). Our case study and experiments show that this new attack needs much less resources to manipulate the voting systems and has a much higher success rate compared with existing attacks. We further identify the reasons behind this attack and propose two defense schemes accordingly. In the first scheme, we hide correlation knowledge from attackers to reduce their chance to affect the honest voters. In the second scheme, we introduce robustness-of-evidence, a new metric, in trust calculation to reduce their effect on honest voters. We conduct extensive experiments to validate our approach. The results show that our defense schemes not only can reduce the success rate of attacks but also significantly increase the amount of resources an adversary needs to launch a successful attack.

Index Terms—Voting system, trust mechanism, reputation system, security.

1 INTRODUCTION

RESEARCH has shown that *online user opinions* are having increasing influence on consumers' decision-making, providing incentive for good behaviors and positive impact on market quality [19], [26], [28]. There are various systems that *collect* and *aggregate* users' opinions. These opinions are referred to as *online voting, rating, or review*.

In this paper, we use *online voting systems* to refer to the services that judge the quality of items based on users' opinions.¹ Here, items can be products, transactions, digital contents, search results, and so on. There are many popular operational online voting systems. In Amazon, users give one to five stars to products. Digg is one popular Web site for people to discover and share content on the Internet. The cornerstone function of Digg allows users to vote a story either up or down. In P2P file-sharing systems, voting systems are used to identify whether a file is real or fake [16].

1. Our definition of online voting system is much broader than the definition used in the election system.

- Q. Feng is with Peking University, Room 1717E, Science Building #1, Beijing, China and the Georgia Institute of Technology. E-mail: fqy@net.pku.edu.cn.
- Y.L. Sun is with the Department of Electrical and Computer Engineering, University of Rhode Island, 4 East Alumni Ave., Kingston, RI 02881. E-mail: yansun@ele.uri.edu.
- L. Liu is with the Georgia Institute of Technology, 266 Ferst Dr., Atlanta, GA 30332-0765. E-mail: lingliu@cc.gatech.edu.
- Y. Yang is with the Qualcomm Inc., 5775 Morehouse Drive, San Diego, CA 92121. E-mail: yafei@ele.uri.edu.
- Y. Dai is with Peking University, Room 1714E, Science Building #1, Beijing, China. E-mail: dyf@pku.edu.cn.

Manuscript received 5 Apr. 2009; revised 28 Aug. 2009; accepted 1 Nov. 2009; published online 24 Dec. 2009.

Recommended for acceptance by E. Bertino.

For information on obtaining reprints of this article, please send e-mail to: tkde@computer.org, and reference IEEECS Log Number TKDE-2009-04-0330. Digital Object Identifier no. 10.1109/TKDE.2009.214.

However, the *manipulation* of voting systems is also rapidly growing. Examples include buying a joke for a penny to gain a positive feedback in eBay [18], buying fake positive review for 65 cents [37], and winning "Best Producers of Short Content in Twitter" award through purchasing online votes [38]. The attackers first control a lot of fake user IDs [4] and then design their strategies carefully to achieve their goals [20], [23], [27]. Researchers as well as Internet users have already realized this problem. If fake votes are not under control, they will damage the fairness and usability of online voting systems, mislead consumers, and hurt the businesses hosting voting systems in the long run.

Nowadays, *trust mechanism* is used as a popular and yet effective approach to address the fake voting problem. Various trust schemes have been proposed [3], [6], [9], [16], [20], [26], [29], [33]. They estimate whether a user is trustworthy or not, and give low weights to the votes from less trustworthy users when generating the final results. These schemes have shown to increase the robustness of online voting systems.

Another popular approach to defend online voting systems is to limit the resources that can be used by attackers. The resources can be the number of user IDs [4] under an attacker's control and the maximum number of votes can be inserted by these user IDs. Several research efforts [17], [32], [36], [39] have recently been put forth along this direction.

In this paper, we argue that powering voting systems with existing trust mechanisms and limiting attack resources are not enough. We present a novel attack that can manipulate voting systems with limited resources, analyze the inherent vulnerabilities utilized by this attack, and propose two defense schemes. Concretely, this paper makes three unique contributions:

First, we introduce an attack model that inspires the discovery of a new attack, named as Reputation Trap or

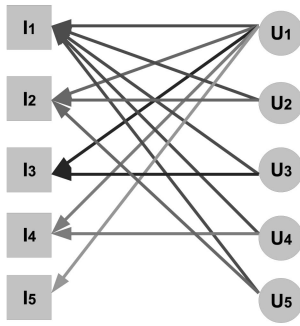


Fig. 1. Item-user graph in a voting system.

RepTrap in short. Compared with existing attacks, RepTrap needs less resource and has higher success rate to achieve the attack goal. In short, RepTrap formulates and proposes an strategy to combine and enhance existing attack models. The basic idea of RepTrap is as follows: The malicious users first identify a set of high-quality unpopular items whose voters also vote for the target item. Then, the malicious users give a large number of dishonest votes to these unpopular items such that the system wrongly believes these items have low quality. As a result, the votes from the honest users, which disagree with the item quality from the system's point of view, are considered as dishonest, and the trust of the honest users is reduced. Meanwhile, the trust of the malicious users is increased. Finally, after increasing their own trust and reducing the honest users' trust to certain degree, the malicious users can successfully attack the target item.

Second, we analyze and identify key factors that facilitate RepTrap. These factors include the lack of ground truth about the quality of the items, availability of correlation knowledge, attackable unpopular items, and information shrinking in voting aggregation.

Third, we propose two defense schemes to increase the difficulty of launching RepTrap successfully. *Knowledge hiding* is used to prevent the attackers to find correlation among items; *robustness-of-evidence* is introduced as a new metric to evaluate the difficulty of undermining the voting system's judgment on the quality of an item.

We conduct extensive experiments to compare RepTrap with two known types of attacks: bad-mouthing (referred to as RepBad in this paper) and self-promoting (referred to as RepSelf in this paper) [8], [20], [27]. We also evaluate the proposed defense schemes under various attack scenarios. The results show that *RepTrap is much stronger than known attacks in terms of attack success rate, even when voting systems are powered with existing trust mechanisms and the attackers can only use limited resources to conduct the attack.* For example, with 5 percent of the user IDs controlled by the attacker, RepTrap can successfully attack the most popular item with more than 90 percent success rate, whereas the success rate of RepBad and RepSelf is almost zero. Meanwhile, RepTrap can reduce the total number of votes from the attacker by more than 50 percent. Furthermore, the *proposed defense schemes can successfully reduce the power of RepTrap.* Concretely, each defense scheme alone can reduce the success rate of RepTrap by up to 30 percent and increase the number of required malicious votes by up to 50 percent. The combination of the two defense schemes is significantly more effective. We argue that through the in-depth analysis of RepTrap and the use of the proposed defense schemes,

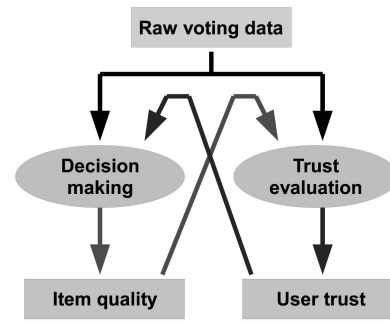


Fig. 2. Architecture of voting systems with trust mechanisms.

we put the arms race between attacks and defenses for online voting systems one step forward.

The rest of the paper is organized as follows: In Section 2, we present a reference architecture for voting systems powered with trust mechanisms and review related work. We develop an attack model and describe RepTrap in Section 3. We analyze the reasons behind RepTrap in Section 4 and develop defense schemes in Section 5. We report our experimental results in Section 6 and conclude the paper in Section 7.

2 BACKGROUND AND RELATED WORK

In this section, we first present a reference architecture for voting systems with trust mechanisms. We then build a concrete system of majority voting with beta function trust mechanism. This system will serve as the platform for presenting RepTrap in later sections. At the end of this section, we review the related work.

2.1 Voting Systems with Trust Mechanisms

In a voting system, there are *items* whose quality should be identified by the system and *users* who can vote on the items. The basic function in a voting system is users giving votes to items, which can be described by an item-user graph as illustrated in Fig. 1. Each vertex on the left hand side represents an *item*. Each vertex on the right hand side represents a *user*. An edge between an item and a user means that this user votes on this item. To simplify the discussion, we assume that both the quality of items and the votes of users are binary.

As discussed before, trust mechanisms are used to deal with dishonest votes. Fig. 2 shows the architecture of voting systems with trust mechanisms.

- **Raw voting data** is collected from the users.
- **Item quality** is calculated based on voting values and user trust. The algorithm that calculates item quality is referred to as *IQ Algorithm*.
- **User trust** is calculated based on users' votes and item quality. Briefly speaking, if a user's voting values disagree (or agree) with the item quality identified by the IQ Algorithm, this user's trust value would be reduced (or increased). The algorithm that calculates user trust is referred to as *UT Algorithm*.

2.2 Majority Voting System with Beta Function Trust Mechanism

With the reference architecture, we present a majority voting system with beta function trust mechanism for P2P

file-sharing networks. This system will be used to demonstrate the attack and defense ideas as well as experimental results in later sections. We should note that the application can be easily extended to others.

In a P2P file-sharing network, the items are the files. After a user downloads a file, he/she can vote whether the quality of the file is real ("1") or fake ("0"). The voting system collects the votes and calculates file quality, describing the system's judgment on whether a file is real or fake.

For voting systems, one of the most popular designs is based on majority rule [1]. That is, the decision made by the system should agree with the majority's opinion. Specifically, for each item, let n_0 denote the number of users who vote 0 and n_1 denote the number of users who vote 1. The decision is 0 if $n_0 > n_1$ and 1 if $n_0 < n_1$.

For trust mechanisms, one of the most popular design is based on beta function. It first counts the number of honest and dishonest behaviors a user has conducted, and then calculates the trust value with beta function [3]. If we combine them together, the system is as follows:

- **Item quality algorithm:** Let U_k^1 and U_k^0 denote the set of users who vote item I_k with 1 and 0, respectively. The trust value of user u_j is denoted by $T(u_j)$. Then, the quality of item I_k , denoted by $Q(I_k)$, is calculated with majority voting as

$$Q(I_k) = \begin{cases} 1 & \text{if } G(I_k) \geq B(I_k), \\ 0 & \text{if } G(I_k) < B(I_k). \end{cases} \quad (1)$$

where

$$G(I_k) = \sum_{u_j \in U_k^1} T(u_j); \quad B(I_k) = \sum_{u_i \in U_k^0} T(u_i). \quad (2)$$

In this calculation, the system utilizes trust values as weight factors, and compares the summation of the weights of the users who vote 0 and that of the users who vote 1.

- **User trust algorithm:** When a vote is given to item I_k by user u_j , if the vote value is the same as the item quality $Q(I_k)$ identified by the item quality algorithm, this vote is considered as an honest vote. Otherwise, it is considered as a dishonest vote. For a user u_j , the system calculates the number of honest votes given by this user, denoted by $H(u_j)$, and the number of dishonest votes given by this user, denoted by $D(u_j)$. The trust value of user u_j is calculated with beta function [3] as:

$$T(u_j) = \frac{H(u_j) + 1}{H(u_j) + D(u_j) + 2}. \quad (3)$$

User trust and item quality is calculated in an iterative way as follows:

1. For each user u_j , initialize $T(u_j)$ as 0.5.
2. For each item I_j , update $G(I_j)$ and $B(I_j)$ using (2), and calculate $Q(I_j)$ using (1).
3. For each user u_j , update $H(u_j)$ and $D(u_j)$, and calculate $T(u_j)$ using (3).
4. If $T(u_j)$ for any user u_j changes in step 3, go to step 2; else END.

2.3 Related Work

Online voting systems have been adopted in many real-life systems, including Google, Digg, eBay, Amazon, IMDB, and so on. Most of them simply present raw data or conduct straightforward aggregation (e.g., the average voting scores). Two types of attacks have been identified in current online voting systems. In the first type of attacks, an attacker can register many user IDs [4] and then manipulate the quality of the target item by inserting dishonest votes directly. This is often referred to as the bad-mouthing attack [20], [27], and we use **RepBad** to denote this attack.

Trust mechanisms are developed to defeat the bad-mouthing attack by calculating and utilizing the trust values of the voters. Reputation and trust have been well studied in P2P area. Representative schemes include EigenTrust [6] for reputation management in P2P networks, PET [15] for reputation and risk evaluation in P2P resource sharing, Credence [16] for identifying fake files in P2P file-sharing systems, PeerTrust [12] for supporting reputation-based trust for P2P electronic communities, PowerTrust [29] and GossipTrust [33] for trust aggregation in P2P networks. Ooi et al. [5] examined the issue of managing trust in P2P systems. Vu and Aberer [30] proposed a probabilistic framework in the computation of quality and trust in decentralized systems. Damiani et al. [9] proposed digital reputations that can be seen as the P2P counterparts of client-server digital certificates. Sensoy et al. [22] proposed an ontology-based service representation and selection approach. Khambatti et al. [11] proposed a role-based trust model for P2P communities and dynamic coalitions. Fan et al. [14] proposed a reputation system based on exponential smoothing that can serve as a sustained incentive mechanism for the sellers. A good survey about trust and reputation systems for online service provision can be found in [26] and a comparison of different rating aggregation algorithms can be found in [31]. In addition, a lot of work [13], [21], [24], [25] has discussed trust negotiation as an approach for establishing trust in open systems.

Though trust mechanisms make an adversary's attack more difficult to succeed, these mechanisms do not prevent the attackers to misuse and abuse the trust evaluation schemes. For example, the attackers can strategically give honest votes to the items they are not interested in for the purpose of boosting their trust value, before giving dishonest votes to the items they really want to attack. This is the second type of attacks, and it is often referred to as self-promoting [27] or reputation recovery [20]. In this paper, we use **RepSelf** to denote it.

To counter RepSelf, the key is an effective identity management scheme to prevent Sybil attack [4]. It means limiting the resources can be used by the attackers. Two kinds of defense schemes are designed. The first kind is trying to introduce a process to judge whether a user is a human or a machine. In this process, a task which is easy to human but hard to machine is introduced, such as the reCAPTCHA. The second kind is based on the structure of social trust graph. The assumption is that though the attackers could control a lot of fake IDs, it is hard for them to build the correlation—which is cut in the graph—from the bad clique to the good group. Some latest work includes

SybilGuard [17], SybilLimit [32], Sybil-Resilient [36], and Self-Certification [39].

In this paper, we argue that simply combining existing trust mechanisms with the techniques of limiting attackers' resources is insufficient. We present a new attack, named as **RepTrap**, which is much stronger than existing known attacks. We further study the vulnerabilities of online voting systems under RepTrap and possible defense schemes.

3 REPUTATION TRAP ATTACK

In this section, we formalize our problem and present an attack model. Afterward, we propose RepTrap with case studies and formal attack procedure.

3.1 Problem Formulation

The goal of attackers is to manipulate the system's judgment on the quality of certain items. These items form the target set, represented as S_T . Without loss of generality, we assume that the true quality of these items is high, and attackers want the system to mark them as low quality.

Notations in this section are as follows:

- The items are denoted by I_1, I_2, \dots, I_n , where n is the number of items. Let $Q(I_j)$ denotes the quality of item I_j identified by the system. Its value is either 0 or 1.
- There are N_H honest users, denoted by $U_i, i = 1, \dots, N_H$. There are N_M malicious users, denoted by $X_i, i = 1, \dots, N_M$.
- *Vote allocation of honest users*, denoted by \mathbf{V}_H , is an N_H by n matrix. Its element is denoted by $V(U_i, I_j)$, the voting value given by user U_i to item I_j . Here, $V(U_i, I_j) = 1$ if U_i votes "1" to I_j ; $V(U_i, I_j) = -1$ if U_i votes "0" to I_j ; $V(U_i, I_j) = 0$ if U_i does not give vote to I_j . Obviously, if U_i has voted on I_j , $|V(U_i, I_j)| = 1$; otherwise $|V(U_i, I_j)| = 0$.
- *Vote allocation of malicious users*, denoted by \mathbf{V}_M , is defined in a similar way. Its element is $V(X_i, I_j)$, takes value 1, 0, or -1 , describing the voting value given by X_i to item I_j . The total number of votes from malicious users is $K_M = \sum_{i=1}^{N_M} \sum_{j=1}^n |V(X_i, I_j)|$.

The attackers would like to achieve their goal using minimal resources, and the resources are represented by N_M and K_M . In most cases, the number of malicious users is fixed. Thus, we formulate the problem as minimizing the number of malicious votes (i.e., K_M), given N_M, n, S_T , and \mathbf{V}_H , under the constraint that the items in the target set (S_T) is marked as low quality. In particular,

Inputs: $N_M, n, S_T, \mathbf{V}_H$

Outputs: \mathbf{V}_M .

The optimization problem:

$$\min_{\mathbf{V}_M} \sum_{i=1}^{N_M} \sum_{j=1}^n |V(X_i, I_j)| \quad (4)$$

under constraint:

$$Q(S_T) = 0. \quad (5)$$

This problem does not have closed form solution. To find the optimal \mathbf{V}_M , we need to determine the values of

$n \cdot N_M$ elements of \mathbf{V}_M . Since each element has three possible values, the computation complexity to enumerate all the state space is $O(3^{n \cdot N_M})$. However, practical systems often contains a large number of items (n) and the number of malicious users (N_M) can range from a few tens to a few hundreds, it is impossible to enumerate all of them. Therefore, a heuristic algorithm will be developed in Section 3.4.

In some other scenarios, the attackers' goal may be minimizing the number of malicious IDs involved with limited number of malicious votes. In these scenarios, we formulate another optimization problem as minimizing N_M , given K_M, n, S_T , and \mathbf{V}_H , under the constraint that $Q(S_T) = 0$. This optimization problem can be solved through a binary search as long as the problem in (4) is solved. Let N_M^{max} denote the maximum number of malicious users that could be controlled by the attacker. The solution is as follows:

1. $R_{left} = 0, R_{right} = N_M^{max}$
2. Solve (4) by setting $N_M = \lfloor \frac{R_{left} + R_{right}}{2} \rfloor$. Assume the solution requires the malicious users to insert K_M^* malicious votes.
3. If $K_M^* > K_M$, $R_{left} = \lfloor \frac{R_{left} + R_{right}}{2} \rfloor$ and Goto step 2.
4. If $R_{left} = R_{right}$, Output N_M and End.
5. $R_{right} = \lfloor \frac{R_{left} + R_{right}}{2} \rfloor$ and Goto step 2.

The computation complexity of conducting the binary search is $O(\log(N_M^{max}) \times \text{cost of solving (4)})$.

3.2 Attack Description Model

From the previous analysis, we know that it is impossible to enumerate all possible attack strategies. This motivates us to propose an attack description model to launch the attack heuristically. In this model, we classify all the items in the system into four categories.

- **Target set (S_T)** contains the items that are the attacker's targets. In other words, *the attacker's goal* is to make the system falsely identify the quality of the items in S_T .
- **Honest set (S_H)** contains the items that receive honest votes from malicious users.
- **Dishonest set (S_D)** contains the items that do not belong to S_T and receive dishonest votes from malicious users.
- **Unrelated set (S_U)** contains all the items that do not receive votes from malicious users.

To launch an attack on S_T , the attacker needs to (1) specify S_H and S_D , and (2) choose the malicious user IDs that will vote on the items in S_T, S_H , and S_D . This model can easily describe the two known attacks. When $S_T \neq \phi, S_D = \phi$, and $S_H = \phi$, it describes RepBad in which the attackers only give dishonest votes to S_T ; when $S_T \neq \phi, S_D = \phi$, and $S_H \neq \phi$, it describes RepSelf in which the attackers will first give honest votes to S_H to gain trust and then give dishonest votes to S_T .

Based on this attack description model, we naturally ask a question: is there any benefit for the attacker to vote on S_D ? This question leads to the discovery of RepTrap, which has nonempty S_D and is more powerful than the existing attacks.

3.3 Case Studies

To illustrate the basic idea of RepTrap and compare the effectiveness of various attacks, we present a detailed example in a simple scenario.

3.3.1 A Simple Scenario

We create a scenario with five items: $I_1, I_2, I_3, I_4,$ and $I_5,$ and five honest users: $u_1, u_2, u_3, u_4,$ and $u_5.$ All the items have high quality; and therefore, all the honest users vote "1". Here, u_1 gives five votes; while $u_2, u_3, u_4,$ and u_5 each gives two votes. The relationship between the items and the users is illustrated in Fig. 1.

When there are no malicious users, we calculate the trust values of users with equations in Section 2.2 as

$$T(u_1) = 0.86; T(u_2) = T(u_3) = T(u_4) = T(u_5) = 0.75.$$

The item quality is calculated as

$$Q(I_1) = Q(I_2) = Q(I_3) = Q(I_4) = Q(I_5) = 1.$$

So the system marks all the items as high quality.

3.3.2 Goal of Attacker

In this case study, the **attacker's goal** is to make the system mark $S_T = \{I_1\}$ as a low quality item while minimizing the attack effort.

The attack effort is described by two values $(N_M, K_M),$ the number of malicious users and the total number of malicious votes, respectively. For the attacker, acquiring user IDs is usually more difficult than providing votes, since there are techniques to defend against creating multiple fake IDs [17], [32], [36]. Therefore, reducing N_M has higher priority than reducing $K_M.$ Thus, the attacker first minimizes $N_M,$ and then minimize K_M given the minimal $N_M.$

From (1), we know the I_k is marked as low quality when $G(I_k) < B(I_k).$ So if the summation of trust values of malicious users, who vote on I_k with "0", is larger than $G(I_k),$ the system will mark I_k as low quality. So the attack goal is translated to finding a specific way to insert malicious votes such that (1) N_M is minimized and (2) K_M is minimize given the minimal N_M under the constraint that $G(I_1) < B(I_1).$

3.3.3 Comparison Among Different Attack Strategies

In the simple scenario described in Section 3.3.1, when there is no attack, $G(I_k),$ referred to as *hardness value*, is calculated by (2) as

$$G(I_1) = 3.86; G(I_2) = 2.36; G(I_3) = 1.61; \\ G(I_4) = 1.61; G(I_5) = 0.86.$$

RepBad: In RepBad, the trust for each malicious user is 0.5, and the hardness of I_1 is 3.86. Since $3.86/0.5 = 7.72,$ at least eight malicious users are needed to successfully attack $S_T = \{I_1\}.$ In this case, the attack effort is $(N_M = 8, K_M = 8).$

RepSelf: In RepSelf, the malicious users first provide honest votes to the items that are not the target of the attack. In this example, they can provide honest votes to $I_2, I_3, I_4,$ and $I_5,$ and accumulate their trust value up to $(4 + 1)/(4 + 2) = 0.83.$ Since $3.86/0.83 = 4.65,$ at least five malicious users are needed.

TABLE 1

Trust Values and Hardness Values Change in RepTrap

	Initial state	After 1 st round	After 2 nd round	After 3 rd round	After 4 th round
$T(u_1)$	0.86	0.71	0.57	0.43	0.29
$T(u_2)$	0.75	0.75	0.75	0.75	0.50
$T(u_3)$	0.75	0.75	0.75	0.50	0.50
$T(u_4)$	0.75	0.75	0.50	0.50	0.50
$T(u_5)$	0.75	0.75	0.75	0.75	0.50
$T(X_1)$	0.50	0.67	0.75	0.80	0.83
$T(X_2)$	0.50	0.67	0.75	0.80	0.83
$T(X_3)$	0.50	0.50	0.67	0.67	0.75
$\sum_{i=1}^3 T(X_i)$	1.50	1.84	2.17	2.27	2.41
$G(I_1)$	3.86	3.71	3.32	2.93	2.29
$G(I_2)$	2.36	2.21	2.07	1.93	#
$G(I_3)$	1.61	1.46	1.32	#	#
$G(I_4)$	1.61	1.46	#	#	#
$G(I_5)$	0.86	#	#	#	#

Not all five malicious users need to provide four honest votes. After enumerating all the possible ways to perform self-promoting, we find that the malicious users need to provide at least 18 votes. Specifically,

- Two malicious users provide honest votes to I_2 and $I_3,$ and their trust values become $\frac{2+1}{2+2} = 0.75.$
- Three malicious users provide honest votes to $I_2, I_3,$ and $I_4,$ and their trust values become $\frac{3+1}{3+2} = 0.80.$

Next, the five users vote "0" to $I_1, B(I_1)$ is calculated as $B(I_1) = 0.75 \times 2 + 0.80 \times 3 = 3.90 > 3.86 = G(I_1).$ Then, the attack goal is achieved with 5 users, 13 votes to $S_H = \{I_2, I_3, I_4\},$ and 5 votes to $S_T = \{I_1\}.$ The attack effort is $(N_M = 5, K_M = 18).$

RepTrap: In RepTrap, the attacker puts some high quality items in $S_D,$ then provides a sufficient number of dishonest votes to these items such that these items are marked as low quality. If an item in S_D is falsely marked by the system, this item is turned into a "trap". Since the system thinks the attacker's dishonest votes agree with the item quality and the honest votes from honest users disagree with the item quality, the trust values of the malicious users will be increased whereas the trust values of honest users will be reduced.

It is difficult to find the optimal way to conduct RepTrap. Instead, we show one method to successfully attack I_1 with the attack effort $(N_M = 3, K_M = 13).$

1. The initial trust values of the three malicious users are 0.5. Since $0.5 \times 2 = 1$ is larger than $G(I_5) = 0.86,$ they can turn I_5 into a trap by providing two dishonest votes to $I_5.$ This has three consequences. First, the trust of two malicious users increases to $\frac{1+1}{1+2} = 0.67.$ Second, the trust of honest user u_1 is reduced to $\frac{4+1}{5+2} = 0.71.$ Third, $G(I_1), G(I_2), G(I_3),$ and $G(I_4)$ which depend on the trust of $u_1,$ are reduced. The results are shown in the second column in Table 1, where we use $X_1, X_2,$ and X_3 to denote the three malicious users.
2. After the first step, the malicious users can turn I_4 into a trap, since the summation of their trust values is larger than $G(I_4),$ i.e., $0.67 \times 2 + 0.5 > 1.46.$ Then, the trust of the malicious users are increased to $\frac{2+1}{2+2} = 0.75$

or $\frac{1+1}{1+2} = 0.67$, and the trust of the honest user u_1 and u_4 is reduced. $G(I_1)$, $G(I_2)$, and $G(I_3)$, which depend on the trust of u_1 or u_4 , are also reduced. See the third column in Table 1.

3. Two of the malicious users further turn I_3 into a trap, since $0.75 \times 2 = 1.5$ is larger than $G(I_3) = 1.32$. Then, the trust of the malicious users is increased to 0.8 or 0.75, the trust of u_1 and u_3 is reduced, and $G(I_1)$ and $G(I_2)$ continue to drop.
4. Three malicious users turn I_2 into a trap. Then, the trust of malicious users becomes 0.83 or 0.75, the trust of u_1 becomes 0.29 and the trust of u_2, u_3, u_4 , and u_5 becomes 0.5. $G(I_1)$ is reduced to 2.29.
5. Finally, the summation of the malicious users' trust becomes $0.83 \times 2 + 0.75 = 2.41$, which is larger than $G(I_1) = 2.29$. This means that the attacker can successfully attack I_1 . In total, the malicious users give 13 votes, including 10 votes to $S_D = \{I_2, I_3, I_4, I_5\}$ and 3 votes to $S_T = \{I_1\}$.

In this case study, RepTrap reduces the requirement on the number of malicious users by 63 percent when compared with RepBad, and by 40 percent when compared with RepSelf. RepTrap also requires 28 percent less votes than RepSelf. To achieve the same attack goal, RepTrap needs much less attack resources than the known attacks.

3.4 RepTrap Attack Procedure

From the case studies, we know that the basic idea of RepTrap is to reduce the trust of honest users, who vote on the target items, by undermining the system's estimation on item quality. We develop a *formal procedure* to conduct RepTrap in this section. We first introduce some important concepts.

- To make the presentation clearer, we make the following assumptions: the target set S_T contains only one item, denoted by I_T ; all the items are high quality items; the honest users will always give the honest votes, so all their votes will be "1."
- The *item set* of user u_i , denoted by $S^{item}(u_i)$, contains the items receiving votes from u_i .
- The *user set* of item I_k , denoted by $S^{user}(I_k)$, contains the users voting on I_k .
- The *correlation* between item I_{k_1} and item I_{k_2} , denoted by $C(I_{k_1}, I_{k_2})$, is defined as

$$C(I_{k_1}, I_{k_2}) = |S^{user}(I_{k_1}) \cap S^{user}(I_{k_2})|. \quad (6)$$

Thus, the correlation between I_k and the target I_T is $C(I_k, I_T)$.

- The *correlated set*, denoted by S^{cor} contains the items whose correlation with the target set is nonzero, i.e., $S^{cor} = \{I_k, \forall k \text{ s.t. } C(I_k, I_T) > 0\}$.
- The *uncorrelated set*, denoted by S^{uncor} contains the items whose correlation with the target set is zero, i.e., $S^{uncor} = \{I_k, \forall k \text{ s.t. } C(I_k, I_T) = 0\}$.
- The *ability of attacker*, denoted by A_X , is defined as $A_X = \sum_{i=1}^{N_M} T(X_i)$, which is the summation of trust values of all malicious users.
- TRAP(I_k) means the process that the malicious users provide dishonest votes to make I_k into a trap.
- HONEST(I_k) means the process that the malicious users provide honest votes to I_k to gain trust.

The RepTrap attack procedure is shown in Procedure 1. This procedure can be roughly divided into four parts. In the first part (steps 1-4), the attacker calculates initial values. In the second part (steps 5-7), the attacker checks whether it can successfully attack the target item. In the third part (steps 8-17), the attacker finds the item that should be turned into a trap (i.e., construct S_D) by first check the correlated set and then check the uncorrelated set. Obviously, turning an item in the correlated set is more beneficial than turning an item in the uncorrelated set because the former can reduce the trust of honest users who also votes on the target item. In the fourth part (steps 18-25), when the ability of attacker (A_X) is not sufficient to create any more traps but the attack goal is not achieved yet, the attacker conducts simple self-promoting. That is, the attacker constructs S_H by giving honest votes first to uncorrelated items and then to correlated items. This may allow them to increase A_X . Finally, when they cannot do anything, they will exit with failure.

Procedure 1. Procedure of RepTrap Attack

- 1: Calculate $C(I_k, I_T)$ for $k = 1$ to n
- 2: Construct S^{cor} and S^{uncor}
- 3: Calculate A_X
- 4: Calculate $G(I_k)$ for $k = 1$ to n
- 5: if $A_X > G(I_T)$
- 6: TRAP(I_T)
- 7: EXIT with success
- 8: for $I_k \in S^{cor}$
- 9: if $A_X > G(I_k)$
- 10: TRAP(I_k)
- 11: Remove I_k from S^{cor}
- 12: goto step 3
- 13: for $I_k \in S^{uncor}$
- 14: if $A_X > G(I_k)$
- 15: TRAP(I_k)
- 16: Remove I_k from S^{uncor}
- 17: goto step 3
- 18: for $I_k \in S^{uncor}$
- 19: HONEST(I_k)
- 20: Remove I_k from S^{uncor}
- 21: goto step 3
- 22: for $I_k \in S^{cor}$
- 23: HONEST(I_k)
- 24: Remove I_k from S^{cor}
- 25: goto step 3
- 26: EXIT with failure

Next, we examine the computation complexity of Procedure 1. For Step 1, the computation complexity is $O(n \cdot |I_T| \cdot v)$, where n is the number of items associated with the attack, $|I_T|$ is the number of target items, and v is the average number of voters for one item. Note that $|I_T|$ often equals to 1. Step 3 to step 25 is a loop with computation complexity $O(n \cdot r)$, where r is the number of the rounds. Particularly, in each round of the loop, the computation complexity is $O(n)$ since all items are checked to make the decision for the next action. The number of rounds (r) depends on the hardness of I_T . From experiments we find that r is normally within [10,30]. Therefore, when the numbers of items and users increase, the term n and v dominate. The overall complexity of Procedure 1 is $O(n \cdot v)$.

Since a real system has a large number of items, it is necessary for the attacker to reduce the computation complexity. The most effective way is to reduce n by only examining a small portion of the items for the attack. For example, if the target item is a TV, the attacker may only examine the items in electronics category.

It is important to point out that this is a simple procedure for illustrating the basic idea of RepTrap. We will formulate an “optimal” way to insert votes for malicious users in the next section.

3.5 Details of RepTrap

Since procedure 1 only simply illustrates the basic idea of RepTrap, we propose a heuristic *trap selection + vote allocation* procedure to search for the best way to conduct RepTrap in this section.

Trap Selection

In Procedure 1, the attacker randomly selects one item in the correlated set to turn it into a trap. However, we notice that the attacker should select an item that (1) has larger impact on the target set if it is turned into a trap and (2) requests less attack effort to be turned into a trap.

The first condition can be described by a higher correlation value between this item and the target, and the second condition can be described by a lower hardness value. Therefore, we define

$$W(I_j, I_T) = C(I_j, I_T)/G(I_j) \quad (7)$$

and modify step 9 in Procedure 1 as

9: select I_k that maximizes $W(I_j, I_T)$ among all items whose hardness values are smaller than A_X .

Details of TRAP(I_k)

After selecting the item I_k to be turned into a trap, the attacker needs to determine which malicious users provide dishonest votes. The basic method is asking all the malicious users to insert dishonest votes. However, we can improve this procedure as follows:

From the calculation of the beta function trust value, we know that the gradient of the increase of a user’s trust value becomes smaller as this user conducts more and more good behaviors. For example, when the system observes a user with no dishonest votes and t honest votes, the trust value is $2/3$ for $t = 1$, $3/4$ for $t = 2$, and $4/5$ for $t = 3$. Thus, the trust value gained for one additional honest vote is $3/4 - 2/3 = 0.08$ when $t = 2$, and $4/5 - 3/4 = 0.05$ when $t = 3$.

Based on this observation, we order the malicious users according to their trust values from low to high as $X_{t_1}, X_{t_2}, \dots, X_{t_{N_M}}$. Then, we select the malicious users $\{X_{t_1}, X_{t_2}, \dots, X_{t_s}\}$ to provide dishonest votes to I_k , such that

$$\begin{cases} \sum_{i=1}^s T(X_{t_i}) > G(I_k) \cdot (1 + \delta), \\ \sum_{i=1}^{s-1} T(X_{t_i}) \leq G(I_k) \cdot (1 + \delta), \end{cases} \quad (8)$$

where δ is called the *hardness margin*. The hardness margin leads to an overestimation of the required dishonest votes, which has two usages. First, even if the attackers cannot infer the trust of users or the hardness of the items accurately, the overestimated value will ensure successful trap creation. Second, with overestimating honest votes, the trap will not

be overturned (i.e., marked as high quality by the system) even if some honest users insert honest votes during the trap creation process. From our experiments, we find that a choice of $\delta = 0.2$ could maximize the success rate.

Details of HONEST(I_k)

In Procedure 1, when malicious users cannot create more traps but the attack goal has not been achieved, the malicious users will vote honestly to promote their trust. This is represent by $HONEST(I_k)$.

In particular, in step 18 and step 22, the attacker randomly select an item I_k in uncorrelated or correlated set, respectively. Then, when $HONEST(I_k)$ is called, all the malicious users will provide an honest vote to I_k to increase their trust.

4 VULNERABILITIES ANALYSIS

The simulation results in Section 6 will show the effectiveness of RepTrap. For instance, with 5 percent of the user IDs controlled by the attacker, RepTrap can successfully attack the most popular item with more than 90 percent success rate, whereas the success rates of RepBad and RepSelf are almost zero. Meanwhile, RepTrap can reduce the total number of votes from the attacker by more than 50 percent. Why is RepTrap so effective? Can we defeat it? In this section, we will study the fundamental reasons that facilitate RepTrap. In the next section, we will study possible defense schemes.

4.1 Factors Affecting RepTrap

Compared with RepBad and RepSelf, the advantages of RepTrap come from the usage of S_D to reduce the hardness of the targets. Specifically, if we can reduce the hardness of the target from $G(I_T)$ to $p \cdot G(I_T)$, we can roughly reduce the minimum number of malicious users needed by $1 - p$. When we use the same number of malicious users, we can reduce the number of malicious votes needed. So the effect of RepTrap heavily depends on p . Several factors could affect the p value:

1. *No ground truth*: There is no ground truth about the quality of the items, so the system can only judge the behaviors of the users according to the estimated item quality which may be manipulated. This is the basic requirement of RepTrap. If the system knows the ground truth, the attacker will not be able to make any traps and $p = 1$.
2. *Correlated items*: In order to reduce the hardness of the targets, the attackers should find the items correlated with the target. The more they can find, the more they may reduce the hardness of the targets. In most practical systems, the attacker can gain a large amount of information about who give what votes to which items. This knowledge enables the attacker to find the correlation between items.
3. *Attackable items*: The correlated items is useless for the attackers to reduce the hardness of the targets if the attackers can not make them into trap. It means that the attackers could only make the items with few voters into trap as they usually only control limited number of malicious voters. However, in almost all practical systems, the popularity of items follows a

power-law distribution [2]. That is, there are a large number of items with only a few votes. Therefore, even with a smaller number of malicious users, the attacker can turn these unpopular items into traps.

We cannot change the first factor, since if we can get ground truth by other methods, we would not need voting system to identify the quality of an item. We cannot change the third factor either, since the system has no control on the popularity of items. Thus, to defend against RepTrap, we have to target the second factor—the correlation of items. In Section 5.1, we will develop the first defense scheme based on this factor.

4.2 Information Shrinking

We have identified that trust evaluation algorithms can be an enabling factor for RepTrap. In this section, we reveal the fundamental reason why attackers can take advantage of the trust evaluation algorithms.

Let us examine a simple example. We assume that there is an organization with three divisions. There are 20, 40, and 50 staff members in each division, respectively. When the organization needs to make a decision, each division makes its decision by performing majority voting inside the division, and then the organization performs majority voting based on the decisions from the divisions. That is, if two or more than two divisions' decision is "yes", the final decision is "yes". ask the question: what is the minimal number of staff members needed to control the final decision? The answer is 32, with 11 people in the first division and 21 people in the 2nd division to control the decision of the two divisions. It means that $\frac{11+21}{20+40+50} = 29\%$ of the staff members, which is the minority, can control the final decision, even if the organization uses majority voting in each level.

The reason for this kind of phenomena is that there is rich information about the votes of an item. However, the voting system will shrink the information into a binary value. In the previous example, the division with 20 staff members is treated equally with the division with 50 staff members. So when the organization makes the final decision, it only considers the binary results from each division and shrinks all the other information, this opens the door for the attackers to manipulate the results with minority even when we use majority voting in each step.

In trust evaluation algorithms, all users' voting information for each item shrinks into a binary value to represent its quality. So user trust is only calculated with two values: the number of honest votes ($H(u_i)$) and the number of dishonest votes ($D(u_i)$). It treats the item with a small number of votes equally to the items with a large number of votes. In other words, a vote to a popular item and a vote to an unpopular item carry the same weight in the trust calculation. This gives the attacker an opportunity to take advantage of the lost information to make a powerful attack. In Section 5.2, we will develop the second defense scheme based on this observation.

5 DEFENSE SCHEMES

We develop two types of defense schemes: *knowledge hiding* and *robustness-of-evidence*, which targets the "correlated item" and "information shrinking" enabling factors of RepTrap, respectively.

5.1 Defense: Knowledge Hiding

From the discussion in Section 4.1, we know that the effect of RepTrap heavily depends on the number of correlated attackable items that could be found. Specifically, in the heuristic trap selection procedure, attackers need to know the item-user graph (i.e., who give what votes to which). As the first step toward defense, the system can hide the IDs of voters for each item. This defense is referred as $Defense_{KH}$ in the rest of the paper. Without this knowledge, attackers cannot easily calculate $C(I_j, I_T)$ and $W(I_j, I_T)$.

The cost of $Defense_{KH}$ is its potential negative impact on users' satisfaction. For example, hiding the user IDs could hurt the users' incentive to contribute. In this paper, our investigation will focus on the technical consequence of $Defense_{KH}$.

When $Defense_{KH}$ is used, attackers can modify the trap selection procedure based on $|S^{user}(I_k)|$, defined as the number of users who vote I_k . Larger is $|S^{user}(I_k)|$, more honest users will be affected if I_k is turned into a trap. Note that $|S^{user}(I_k)|$ cannot be hidden in any practical systems. Otherwise, the basic functionality of the system will be damaged. With the knowledge of $|S^{user}(I_k)|$, attackers can modify the RepTrap procedure by changing (7) into

$$W(I_j, I_T) = |S^{user}(I_j)|.$$

We should note that without knowing the user IDs who vote on each item, the attackers cannot calculate $G(I_j)$ directly. But they can estimate this value as

$$G(I_j) \approx T_{ave} \cdot |S^{user}(I_j)|,$$

where T_{ave} is the average trust value of users in the system. Because we have hardness margin (δ) when we use $G(I_j)$ in (8), so the attackers can make the trap successfully most of the time.

5.2 Defense: Robustness-of-Evidence

As discussed in Section 4.2, when we calculate the quality of an item with voting system, we only retain one binary to indicate its quality. So when we convert the users' voting history into two numbers: $H(u_i)$ and $D(u_i)$, too much information is lost. Let's compare the following two cases:

- *evidence₁*: u_i 's vote disagrees with $Q(I_{k1})$, and I_{k1} receives total 1,000 votes;
- *evidence₂*: u_i 's vote disagrees with $Q(I_{k2})$, and I_{k2} receives total 10 votes.

In the existing method, *evidence₁* and *evidence₂* are treated equally. Both are the evidence that u_i provides a dishonest vote. However, *evidence₂* is less robust than *evidence₁*. Attackers can easily manipulate $Q(I_{k2})$ and generate false evidence since its number of votes is small.

In this work, we introduce the concept of *robustness-of-evidence* (RE), which describes how difficult it is to manipulate an evidence. If an evidence is more robust than another evidence, it should have more impact on the user's trust, because this evidence is less likely to be manipulated.

Recall that the effectiveness of RepTrap is closely related to the parameter p , which is defined in Section 4.1 and describes how much the attacker can reduce the hardness of the targets to. If we give lower (or higher) weight to the

evidence that are more (or less) likely to be manipulated by the attacker, the trust value of honest users will not drop greatly even if the attackers create traps successfully. Thus, this defense can improve p , and therefore, reduce the effectiveness of RepTrap.

It is not straightforward to calculate RE. The calculation needs to consider not only the voting system, but also possible attacks against RE calculation itself. As the first step toward understanding the usefulness of RE, we identify three properties that RE functions should have and provide a specific RE function. The design of RE functions deserve more investigation in future work.

From the illustration of the previous example, the RE value related to item I_k , denoted by $R(I_k)$, should be a function of the number of voters for this item (i.e., $|S^{user}(I_k)|$). This function should satisfy a few properties.

- The item with more voters should have a larger RE value than the item with less voters.
- The item with much more voters should not overwhelm the items with less voters.
- The increase of the robustness should not be linear. For example, the difference between 10 and 20 voters should be larger than the difference between 1,000 and 1,010 voters.

In this work, we calculate $R(I_k)$ as

$$R(I_k) = \log_2(|S^{user}(I_k)|). \quad (9)$$

Then, we use the RE value as the weight factors in trust calculation. In particular, when the system thinks that u_i provided one honest (or dishonest) vote to item I_k , the system will count this evidence with $R(I_k)$ as weight. Let $S^{agr}(u_i)$ denotes the set of items of which u_i 's votes agree with the quality and $S^{dis}(u_i)$ denotes the set of items of which u_i 's vote disagree with the quality, the calculate of $H(I_k)$ and $D(I_k)$ are as follows:

$$H(u_i) = \sum_{I_k \in S^{agr}(u_i)} R(I_k), \quad (10)$$

$$D(u_i) = \sum_{I_k \in S^{dis}(u_i)} R(I_k). \quad (11)$$

This defense scheme also affects the strategies to launch RepSelf and RepTrap. Without the robustness-of-evidence scheme, the malicious users give honest votes to randomly selected nontarget items, for the purpose of gaining trust. When the robustness-of-evidence scheme is used, the malicious users can gain trust faster and easier by giving honest votes to popular items, because the popular items yield larger robustness scores. Thus, we introduce the **modified RepSelf and RepTrap** attacks. When malicious users need to give honest votes to gain trust, they will vote the item that receives the largest number of votes among all the available items. In performance evaluations, we will use modified RepSelf and RepTrap to replace original RepSelf and RepTrap, whenever robustness-of-evidence scheme is used.

6 EXPERIMENT

To demonstrate the consequence of RepTrap and defense schemes, we implement these approaches in the context of a

P2P file-sharing network and evaluate their impact and performance in varying circumstances. In this section, we first describe the experiment setup, then compare several attack methods as well as several defense schemes and investigate the joint effect of attacks and defenses, and finally discuss the effect of ground truth and the correlation in real systems.

6.1 Experiment Description

The user behavior model and file popularity model used in our simulation is similar to the models in [7]. That is, a user's download behaviors follow a Poisson process. The download frequency of different users follows a power-law distribution. The popularity of the files, i.e., the number of downloads of files, follows another power-law distribution.

In our configuration, there are 1,000 honest users and 100 files in the system. The power-law parameter of download frequency is set as $\alpha = 0.999$. That is, the download frequency of u_j is $T \cdot \alpha^{j-1}$, which is also the arrival rate of the Poisson process that governs the download behaviors. Obviously, T and α determine the total number of honest votes within a given time. In experiments, we first set the total number of honest votes, and then derive the proper T used to generate user download behaviors. The votes from honest users are randomly assigned to the files according to file popularity distribution. The power-law parameter of file popularity is set as 0.99. These parameters are chosen to make sure that the least active users will download at least one file and the least popular file will be downloaded by at least one user.²

Without loss of generality, we assume that good users always provide honest votes after successful downloads. Each user cannot vote more than once for one file. The voting system described in Section 2.2 is adopted.

To evaluate the strengthen of **attacks**, we compare RepTrap with two other schemes: RepBad and RepSelf, which have been described in Sections 2.3 and 3.3.3. Briefly speaking, with RepBad, each malicious user provides an dishonest vote to the target file. With RepSelf, malicious users first provide honest votes to randomly selected files that are not target. After they have gained enough trust, they provide dishonest votes to the target file. As we have discussed in Section 5.2, when $Defense_{RE}$ is used, we will use modified RepSelf and RepTrap in evaluations. Otherwise, we use original RepSelf and RepTrap. After testing the effect of RepTrap for several times, we find that $\delta = 20\%$ is a proper choice. Due to space limit, we move the discussion on δ to future work.

To evaluate the impact of **defense schemes**, we compare four systems: original design of majority rule based system with beta trust function; the system with knowledge hiding defense (i.e., $Defense_{KH}$), the system with robustness-of-evidence defense (i.e., $Defense_{RE}$), and the system with both $Defense_{KH}$ and $Defense_{RE}$.

In the performance evaluation, we pay attention to the following four values: the number of honest users (N_H), the total number of votes from the honest users (V_H), the

2. We have conducted experiments with different power-law parameters and find that the results are similar. Varying the power-law parameters will not change our conclusion on the relative performance of different attacks and defense schemes.

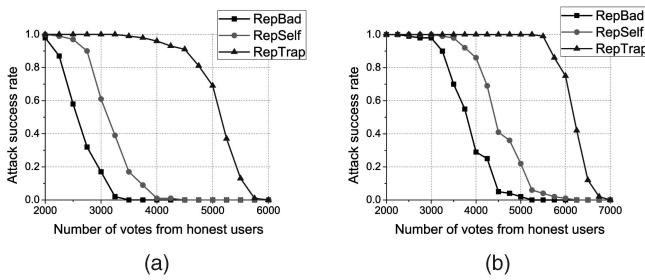


Fig. 3. Success rate of RepTrap, RepBad, and RepSelf attacks. (a) Success rate (R_{sus}) when attacking the 1st popular file and (b) success rate (R_{sus}) when attacking the 20th popular file.

number of malicious users (N_M), and the total number of votes from the malicious users (K_M). Here, the first two values describe the strength of honest users. Increasing these two values will increase the difficulty of attacks. In this work, we fix N_H as 1,000 and change V_H . The other two values describe the attack resources. In the simulation, N_M changes from 20 to 50.

Evaluation will be conducted in two scenarios. In the first scenario, the number of malicious users is fixed but they can insert as many votes as possible to achieve the attack goal. In this scenario, we measure the *attack success rate*, denoted by R_{sus} and defined as the probability that the attack goal is achieved. For each configuration, we first generate an item-user graph randomly by following the power-law distributions discussed before. Specially the system will first run without malicious users until the total number of votes from honest users reaches a threshold (e.g., 3,000), we then use RepBad, RepSelf, and RepTrap to insert malicious votes, respectively, to see whether they can achieve the attack goal in such case. We run this process for 1,000 times (with a different item-user graph each time) to estimate the attack success rate. We also measure the *average K_M value*, which is the average number of votes needed from the malicious users to achieve the attack goal. The attack that has higher attack success rate and/or smaller average K_M is a more powerful attack.

In the second scenario, we limit the number of malicious users as well as the maximum number of votes for malicious users. That is, N_M and K_M cannot exceed certain thresholds. In this scenario, the performance measure will be the attack success rate.

6.2 RepTrap Attack

In this set of experiments, we evaluate RepTrap, by comparing it with the known RepBad and RepSelf attacks, without considering the proposed defense schemes.

Figs. 3a and 3b are for the experiments when the target file is the 1st and the 20th popular file, respectively. The attack goal is to make the system mark the target file as low quality. As mentioned earlier, the attack does not start at the beginning. The horizontal axis is K_H , the total number of honest votes in the system when the malicious users start to attack. The vertical axis is the attack success rate R_{sus} . In this experiment, the number of malicious users is 50 (i.e., $N_M = 50$), and the malicious users can insert as many votes as they want. Since each malicious user can vote one file at most once, they may not achieve the attack goal even if they

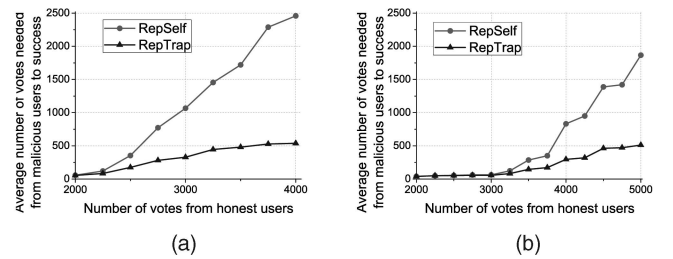


Fig. 4. Average number of votes needed from malicious users. (a) Average number of malicious votes (K_M) needed to successfully attack the 1st popular file and (b) average number of malicious votes (K_M) needed to successfully attack the 20th popular file.

can insert many votes, especially when there are already a large number of honest votes in the system. Therefore, the success rate is a decreasing function of K_H .

It is clearly seen that RepTrap is the strongest and RepBad is the weakest. With a given K_H , RepTrap has much larger chance to be successful than RepBad and RepSelf. As shown in Fig. 3a, when attacking the 1st popular file, RepBad can only be successful when $K_H < 3,500$, RepSelf can be successful when $K_H < 4,000$, and RepTrap can be successful when $K_H < 5,800$. RepSelf has better success rate than RepBad because malicious users in RepSelf can improve their own trust. The proposed RepTrap is much stronger than RepSelf because the malicious users in RepTrap can increase their own trust and reduce the honest users' trust at the same time. For example, when RepSelf has 10 percent success rate, RepTrap has 100 percent success rate in both Figs. 3a and 3b. When RepTrap still has 90 percent success rate, both of RepBad and RepSelf has almost zero success rate.

Next, we examine the average number of votes needed from malicious users to attack successfully. Since the K_M value in RepBad equals to the number of malicious users, which is 50 in this case, we only compare RepTrap and RepSelf in this experiment.

Figs. 4a and 4b show the average K_M value versus K_H when the target is the 1st and the 20th popular files, respectively. Compared with RepSelf, RepTrap needs much less votes from malicious users. For example, in Fig. 4a, when the number of votes from the honest users is 4,000, RepTrap can achieve the attack goal by inserting on average 500 votes, whereas the RepSelf needs to insert on average 2,500 (four times more) votes to achieve the same attack goal. When the number of votes from the honest users is more than 4,000, the RepSelf cannot be successful no matter how many votes it inserts. This is why the curves stop at $K_H = 4,000$ in Fig. 4a. We can conclude from Fig. 4 that compared with RepSelf, RepTrap can reduce more than 50 percent of votes most of the time, which means that RepTrap requires much less attack resources than RepSelf.

In all above experiments, we see that attacking the 1st popular file is more difficult (i.e., lower R_{sus} and higher K_M value) than attacking the 20th popular file as it has more honest votes. In both cases, RepTrap has significant advantage from the attacker's point of view. Due to space limitation, we will only show the results of attacking the 1st popular file in the rest of the experiments since the results for other files are similar.

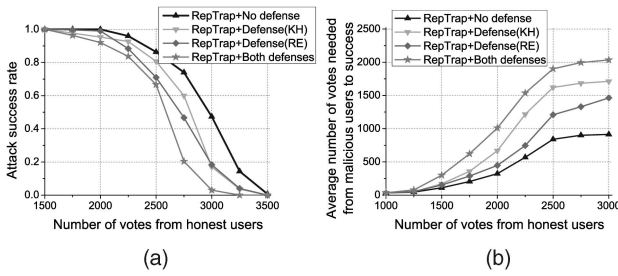


Fig. 5. Effectiveness of RepTrap with defense schemes. (a) Success rate (R_{sus}) when attacking the 1st popular file and (b) average number of malicious votes needed (K_M) to successfully attack the 1st popular file.

6.3 Defense

In this section, we examine the effectiveness of the proposed defense schemes. In particular, we evaluate R_{sus} and average K_M value in four scenarios:

1. RepTrap without defense,
2. RepTrap with $Defense_{KH}$,
3. RepTrap with $Defense_{RE}$, and
4. RepTrap with both $Defense_{KH}$ and $Defense_{RE}$.

Fig. 5a shows the attack success rate (R_{sus}) and Fig. 5b shows the number of votes needed from malicious users (K_M) to attack successfully, as functions of the number of votes from honest users (K_H). In this experiment, the number of malicious users is 30 (i.e., $N_M = 30$). The following observations are made. First, both defense schemes can reduce the attack success rate R_{sus} and increase the cost of attack represented by K_M . Second, in Fig. 5a, $Defense_{KH}$ is more effective when $K_H < 2,200$, $Defense_{RE}$ is more effective when $2,200 < K_H < 3,000$, and their effects become the same when $K_H > 3,000$. Third, $Defense_{KH}$ is more effective to increase the average K_M . Forth, combining the two defense schemes leads to better defense. For example, with $K_H = 2,750$, the success rate for RepTrap is 72 percent. $Defense_{KH}$ alone reduces the success rate to 60 percent, and $Defense_{RE}$ alone reduces the success rate to 46 percent. When both defense schemes are used, the success rate is reduced to 20 percent. Meanwhile, when both defense schemes are used, the average K_M value is increased from 900 to 2,000, which corresponds to 122 percent increase. Here, $Defense_{KH}$ alone increases K_M by 87 percent, and $Defense_{RE}$ alone increase K_M by 48 percent. In summary, each defense scheme can reduce the attack success rate by up to 30 percent and increase attack cost by up to 50 percent.

The reason behind these observations is that with $Defense_{KH}$, the traps created by attackers may not be highly correlated with the target file. The $Defense_{RE}$ reduces malicious users' capability of reducing honest users' trust from creating traps. Both schemes reduce the effectiveness and increase the cost of RepTrap. Furthermore, the ideas behind these two defense schemes are complementary. Thus, two schemes can be used together to achieve better defense effect.

6.4 Joint Effect of Attacks and Defenses

In this section, we investigate the attack success rate under different combinations of attack and defense schemes. In

this comprehensive investigation, we change all key parameters, including the number of attackers (N_M), the maximum number of votes for malicious users (K_M), and the number of votes from honest users (K_H).

We have seen that the proposed defense schemes can reduce the power of RepTrap. How do they affect RepBad and RepSelf? It is obvious that knowledge hiding does not affect RepBad or RepSelf. The robustness-of-evidence scheme does not affect RepBad, but could change the malicious users' behaviors in RepSelf as we have discussed in Section 5.2.

In the experiments, we will compare six scenarios: (S1) RepSelf with no defense, (S2) RepTrap with no defense, (S3) RepTrap with $Defense_{KH}$, (S4) RepSelf with $Defense_{RE}$, (S5) RepTrap with $Defense_{RE}$, and (S6) RepTrap with both $Defense_{KH}$ and $Defense_{RE}$.

In Fig. 6, the x-axis is the number of votes from honest users (K_H), the y-axis is the maximum number of votes for malicious users (K_M), the darkness represents the success rate (R_{sus}). In this experiment, the target file is the 1st popular file and there are 50 malicious users. To quickly grab the information in these figures, one can look at the dark area and the light area. A strong attack will generate bigger dark area and smaller light area. A good defense will reduce dark area and increase light area.

The following observations are made. First, there exists a critical value such as 300 votes in S2. When K_M is smaller than this critical value, R_{sus} is determined by K_H . When K_M is larger than this critical value, R_{sus} starts to increase with K_M . The reason is that both RepSelf and RepTrap need many additional votes to manipulate trust or make traps, and this can only be achieved if they can insert enough votes. Thus, the attacks become more effective when K_M is greater than the critical value. Second, by comparing S1 and S2, we see that RepTrap yields higher R_{sus} (i.e., bigger dark area and smaller light area) than RepSelf, especially for larger K_M values. Third, by comparing S2, S3 and S5, we see that both defense schemes work. They reduce the dark area and increase the critical value (i.e., 350 votes in S3 and 380 votes in S5). Adding S6 to the comparison, we see that the joint effect of two defense schemes is better. They greatly reduce R_{sus} . Finally, by comparing S1 and S4, we see that $Defense_{RE}$ also works for RepSelf.

Fig. 7 shows R_{sus} for varying attack resources, described by the number of malicious users (N_M , x-axis) and then by the maximum number of votes for malicious users (K_M , y-axis). The number of votes from honest users is fixed as 2,500. The darkness means the attack success rate. So the darker of the figure, the stronger of the attack in this scenario. One can first look at the lines separating different gray-scale areas. We can see that the attack resources required to achieve the same R_{sus} in different situations.

First, in all figures, the attack becomes stronger when N_M and/or K_M increase. When K_M is smaller than a critical value, the R_{sus} is mainly determined by N_M . This is similar to the observation in Fig. 6. The underlying reasons are similar too. Second, RepTrap requests much less attack resources than RepSelf (compare S1 with S2). Third, both defense schemes can increase the required attack resources for achieving the same R_{sus} (compare S2, S3, and S5),

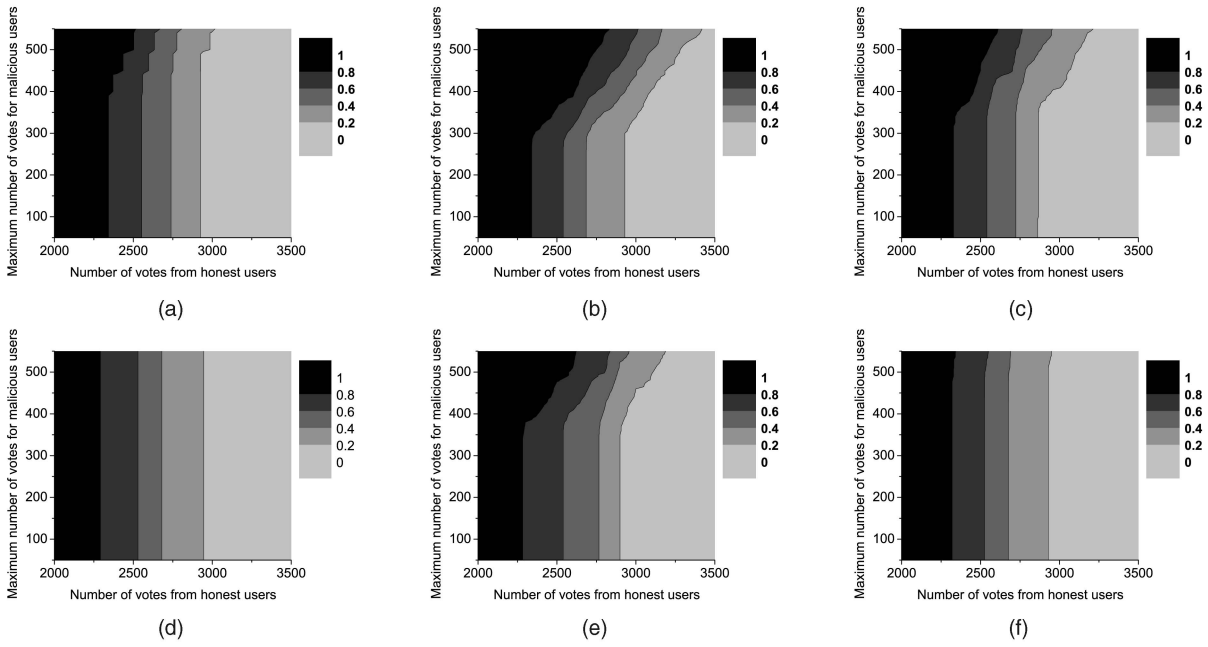


Fig. 6. Attack success rate when varying the number of K_H and the maximum number of K_M . (a) S1: RepSelf+No Defense, (b) S2: RepTrap+No Defense, (c) S3: RepTrap+ $Defense_{KH}$, (d) S4: RepSelf+ $Defense_{RE}$, (e) S5: RepTrap+ $Defense_{RE}$, and (f) S6: RepTrap+Both defenses.

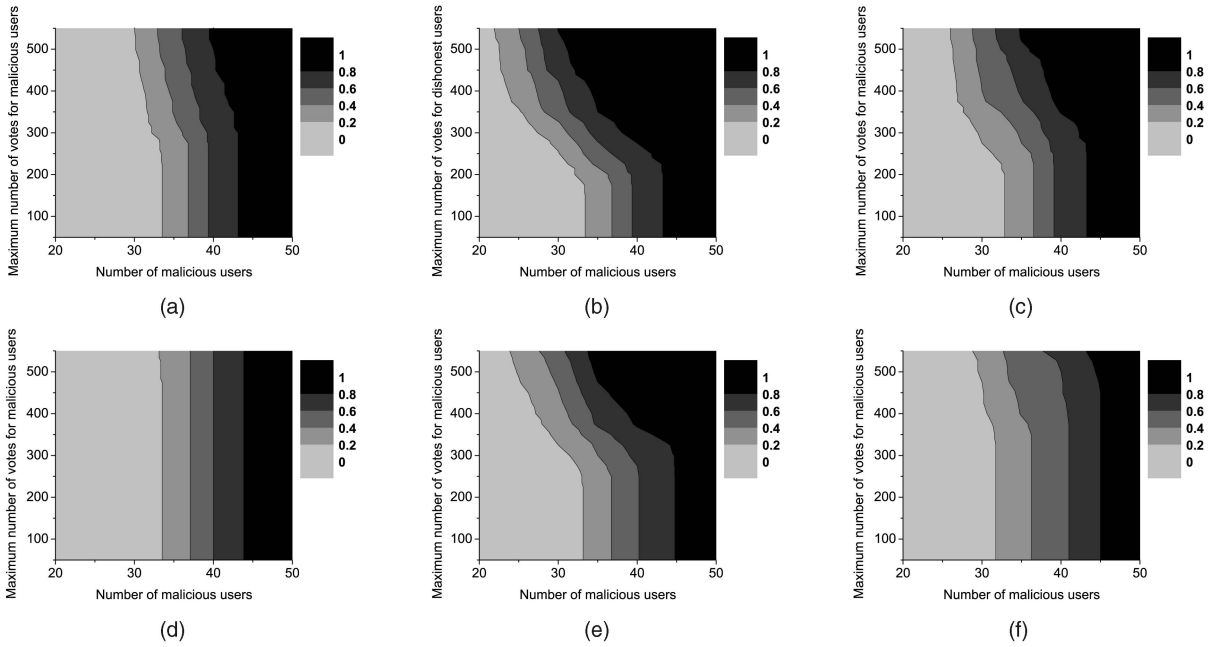


Fig. 7. Attack success rate when varying the number of N_M and the maximum number of K_M . (a) S1: RepSelf+No Defense, (b) S2: RepTrap+No Defense, (c) S3: RepTrap+ $Defense_{KH}$, (d) S4: mRepSelf+ $Defense_{RE}$, (e) S5: RepTrap+ $Defense_{RE}$, and (f) S6: RepTrap+Both defenses.

whereas the combination of two defense methods greatly increases required N_M and K_M values (see S6). Finally, by comparing (S1) and (S4), we see that $Defense_{RE}$ works for RepSelf too.

6.5 The Effect of Ground Truth

Some systems know the ground truth of certain items, by hiring professional reviewers or identifying pretrusted users. In such systems, the real quality of some items is known. Let G denote the *ground truth percentage*, defined as the percentage of items whose true quality is known by the

system. We then compare RepSelf and RepTrap with different G values.

Fig. 8 shows the attack success rates under different knowledge of the ground truth. There are 1,000 honest users, 100 items, and 30 malicious users. The x-axis means the number of honest votes in the system and the y-axis means the attack success rate. The five curves are the results of RepSelf and RepTrap with different ground truth percentage. When $G = 0.75$, it means that the system knows the real quality of 75 percent of the items and the attackers can only try to turn around the quality of the remaining 25 percent

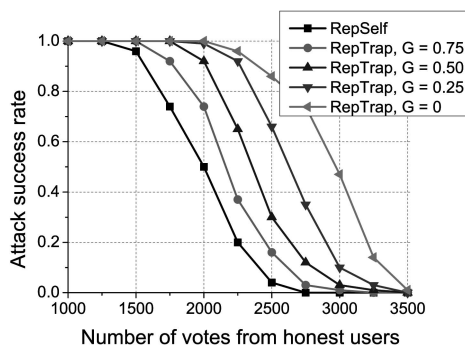


Fig. 8. Success rate under different ground truth percentage.

items. As expected, when the system knows more about the ground truth of the items (G increases), the success rate of the attack is reduced. This is because there are less items could be used to reduce the trust of honest users. However, RepTrap is still much more powerful than RepSelf, it can increase the success rate by 20 percent even when the system knows the real quality of 50 percent of items.

6.6 Correlation in Real Systems

RepTrap exploits correlation between items. An interesting question to ask is how much correlation exists in real systems. To demonstrate that items in real systems are indeed correlated, we analyze the MovieLen data set.³ It contains 100,000 ratings for 1,682 movies from 943 users.

In this experiment, we define that two items are *correlated* if they have at least k common voters. An item is called $x\%$ -*correlated* if it is correlated to at least $x\%$ of all other items. Let $P^{cor}(x)$ denote the percentage of items that are $x\%$ -correlated. Higher is the $P^{cor}(x)$ value, higher is the correlation between the items.

In Fig. 9, the y-axis is $P^{cor}(x)$ and the x-axis is the x -correlated value. The three curves are for $k = 1$, $k = 5$, and $k = 10$, respectively. The results show that there is a lot of correlation between items. Let us take $k = 5$ for example (see red round curve), when the x-axis value is 0.6, the y-axis is 0.2. It means that 60 percent of items are 20 percent-correlated. That is, each of those items shares no less than 5 common voters with at least 20 percent of all other items. When $k = 10$ (see blue triangle curve), 40 percent of items are 20 percent-correlated. Therefore, for a particular victim item, it is highly likely that the attacker can find many correlated items to conduct RepTrap.

7 CONCLUSION AND DISCUSSION

Safe guarding online voting systems is gaining increasing attention in many e-Commerce and e-Business applications. In this paper, we study the vulnerabilities and counter-measures of voting systems with existing trust mechanisms. Comparing with the state of art research in literature, we make three unique contributions. First, we present RepTrap, which is more powerful than existing known attacks such as RepBad and RepSelf. Concretely, RepTrap significantly increases the attack success rate and reduces the resources

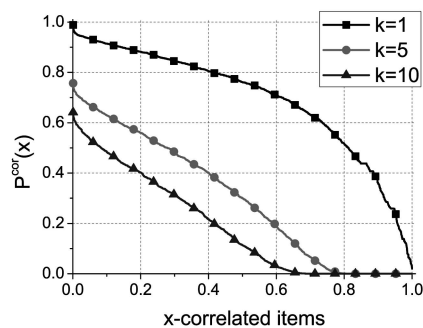


Fig. 9. Correlation between items in MovieLen data set.

required from the attackers. For example, when evaluated in a P2P file-sharing system, RepTrap can successfully attack the most popular item with more than 90 percent success rate, whereas RepBad and RepSelf can never succeed under the same conditions. Furthermore, RepTrap only needs to control 5 percent of the users IDs to accomplish the attack, and reduces the total number of votes from attackers by more than 50 percent compared to RepSelf. These results demonstrate that the existing defense schemes, including adding trust mechanisms and increasing the cost of inserting user IDs and votes, are not sufficient against sophisticated attacks. Second, we have identified four key factors that facilitate RepTrap: the lack of ground truth, availability of correlation knowledge, power-law item popularity distribution, and information shrinking. Third but not the least, we have developed two defense schemes, knowledge hiding and robustness-of-evidence, to constrain the effect of attacks and significantly increase the difficulty of launching an successful attack. Our experimental results demonstrate that each defense scheme can reduce the attack success rate by up to 30 percent and increase the cost of attack by up to 50 percent and the effect of combining the two defense schemes is much more significant under various scenarios.

We are continuing our efforts in understanding potential attacks and developing more robust defense schemes for guarding online voting systems. First, we are interested in understanding the parameters that are critical in terms of tuning the efficiency and effectiveness of our defense schemes. Second, we are interested in further improving the robustness and attack resilience of our defense schemes. Third, we are interested in studying the effect of different attack models under different trust frameworks and scenarios.

ACKNOWLEDGMENTS


The authors would like to thank the reviewers and the associate editor Elisa Bertino for their comments that have helped improve the quality of the paper. The first author (Qinyuan Feng) completed this work as a visiting PhD student at Georgia Institute of Technology and is supported by China Education Ministry scholarship program. The second author (Yan Lindsay Sun) is partially supported by US National Science Foundation (NSF) award # 0643532.

3. <http://www.movielens.org/>.

The third author (Ling Liu) is partially sponsored by grants from NSF CNS under NetSE and CyberTrust, an IBM SUR grant, an IBM faculty partnership grant, and a grant from Intel Research Council. The fifth author (Yafei Dai) is partially supported by 973 Program (2011CB302305) and NNSF (60873051).

REFERENCES

- [1] R. Farquharson, *Theory of Voting*. Oxford, 1961.
- [2] M. Faloutsos, P. Faloutsos, and C. Faloutsos, "On Power-Law Relationships of the Internet Topology," *Proc. SIGCOMM*, 1999.
- [3] A. Josang and R. Ismail, "The Beta Reputation System," *Proc. 15th Bled Electronic Commerce Conf.*, June 2002.
- [4] J.R. Douceur, "The Sybil Attack," *Proc. Int'l Workshop Peer-to-Peer Systems (IPTPS)*, Mar. 2002.
- [5] B.C. Ooi, C.Y. Liau, and K.L. Tan, "Managing Trust in Peer-to-Peer Systems Using Reputation-Based Techniques," *Proc. Fourth Int'l Conf. in Advances in Web-Age Information Management (WAIM)*, Aug. 2003.
- [6] S.D. Kamvar, M.T. Schlosser, and H. Garcia-Molina, "The Eigentrust Algorithm for Reputation Management in P2P Networks," *Proc. WWW Conf.*, May 2003.
- [7] K.P. Gummadi, R.J. Dunn, S. Saroiu, S.D. Gribble, H.M. Levy, and J. Zahorjan, "Measurement, Modeling, and Analysis of a Peer-to-Peer File-Sharing Workload," *Proc. ACM Symp. Operating Systems Principles (ACM SOSP)*, 2003.
- [8] C. Dellarocas, "The Digitization of Word-of-Mouth: Promise and Challenges of Online Reputation Systems," *Management Science*, Oct. 2003.
- [9] E. Damiani, S.D.C. di Vimercati, S. Paraboschi, and P. Samarati, "Managing and Sharing Servants' Reputations in P2P Systems," *IEEE Trans. Knowledge and Data Eng.*, vol. 15, no. 4, pp. 840-854, July/Aug. 2003.
- [10] S. Buchegger and J.-Y.L. Boudec, "A Robust Reputation System for P2P and Mobile Ad-Hoc Networks," *Proc. Workshop the Economics of Peer-to-Peer Systems*, June 2004.
- [11] M. Khambatti, P. Dasgupta, and K.D. Ryu, "A Role-Based Trust Model for Peer-to-Peer Communities and Dynamic Coalitions," *Proc. Second IEEE Int'l Information Assurance Workshop*, Apr. 2004.
- [12] L. Xiong and L. Liu, "PeerTrust: Supporting Reputation-Based Trust for Peer-to-Peer Electronic Communities," *IEEE Trans. Knowledge and Data Eng.*, vol. 16, no. 7, pp. 843-857, July 2004.
- [13] B. Bertino, E. Ferrari, and A.C. Squicciarini, "Trust-X: A Peer-to-Peer Framework for Trust Establishment," *IEEE Trans. Knowledge and Data Eng.*, vol. 16, no. 7, pp. 827-842, July 2004.
- [14] M. Fan, Y. Tan, and A.B. Whinston, "Evaluation and Design of Online Cooperative Feedback Mechanisms for Reputation Management," *IEEE Trans. Knowledge and Data Eng.*, vol. 17, no. 2, pp. 244-254, Feb. 2005.
- [15] Z. Liang and W. Shi, "PET: A Personalized Trust Model with Reputation and Risk Evaluation for P2P Resource Sharing," *Proc. 38th Hawaii Int'l Conf. System Sciences (HICSS '05)*, Jan. 2005.
- [16] K. Walsh and E.G. Sिरer, "Experience with an Object Reputation System for Peer-to-Peer Filesharing," *Proc. USENIX Symp. Networked Systems Design and Implementation (USENIX NSDI)*, 2006.
- [17] H. Yu, M. Kaminsky, P. Gibbons, and A. Flaxman, "Sybilguard: Defending Against Sybil Attacks Via Social Networks," *Proc. ACM SIGCOMM*, Sept. 2006.
- [18] J. Brown and J. Morgan, "Reputation in Online Markets: Some Negative Feedback," *Proc. IBER Working Paper*, 2006.
- [19] J.A. Chevalier and D. Mayzlin, "The Effect of Word of Mouth on Sales: Online Book Reviews," *J. Marketing Research* 43, vol. 3, pp. 345-354, Aug. 2006.
- [20] Y. Sun, Z. Han, W. Yu, and K.J.R. Liu, "A Trust Evaluation Framework in Distributed Networks: Vulnerability Analysis and Defense Against Attacks," *Proc. IEEE INFOCOM*, Apr. 2006.
- [21] A.C. Squicciarini, E. Bertino, and E. Ferrari, "Achieving Privacy in Trust Negotiations with an Ontology-Based Approach," *IEEE Trans. Dependable and Secure Computing*, vol. 3, no. 1, pp. 13-30, Jan.-Mar. 2006.
- [22] M. Sensoy and P. Yolum, "Ontology-Based Service Representation and Selection," *IEEE Trans. Knowledge and Data Eng.*, vol. 19, no. 8, pp. 1102-1115, Aug. 2007.
- [23] B. Mobasher, R. Burke, R. Bhaumik, and C. Williams, "Toward Trustworthy Recommender Systems: An Analysis of Attack Models and Algorithm Robustness," *ACM Trans. Internet Technology*, vol. 7, pp. 23-23, Oct. 2007.
- [24] A.C. Squicciarini, E. Bertino, E. Ferrari, F. Paci, and B. Thuraisingham, "PP-Trust-X: A System for Privacy Preserving Trust Negotiations," *ACM Trans. Information and System Security*, vol. 10, no. 3, pp. 1-50, July 2007.
- [25] A.C. Squicciarini, A. Trombetta, and E. Bertino, "Supporting Robust and Secure Interactions in Open Domains through Recovery of Trust Negotiations," *Proc. Int'l Conf. Distributed Computing Systems (ICDCS)*, 2007.
- [26] A. Josang, R. Ismail, and C. Boyd, "A Survey of Trust and Reputation Systems for Online Service Provision," *Decision Support System*, vol. 43, no. 2, pp. 618-644, 2007.
- [27] K. Hoffman, D. Zage, and C. Nita-Rotaru, "A Survey of Attack and Defense Techniques for Reputation Systems," Technical Report CSD TR #07-013, Purdue Univ., 2007.
- [28] P. Chen, S. Dhanasobhon, and M. Smith, "All Reviews are not Created Equal: The Disaggregate Impact of Reviews and Reviewers at Amazon.Com," *Proc. Int'l Conf' Information Systems (ICIS)*, 2007.
- [29] R. Zhou and K. Hwang, "PowerTrust: A Robust and Scalable Reputation System for Trusted Peer-to-Peer Computing," *IEEE Trans. Parallel and Distributed Systems*, vol. 18, no. 5, pp. 460-473, May 2007.
- [30] L. Vu and K. Aberer, "A Probabilistic Framework for Decentralized Management of Trust and Quality," *Proc. 11th Int'l Workshop Cooperative Information Agents XI*, 2007.
- [31] Z. Liang and W. Shi, "Analysis of Ratings on Trust Inference in Open Environments," *Elsevier Performance Evaluation*, vol. 65, no. 2, pp. 99-128, Feb. 2008.
- [32] H. Yu, P. Gibbons, M. Kaminsky, and F. Xiao, "Sybillimit: A Near-Optimal Social Network Defense Against Sybil Attacks," *Proc. IEEE Symp. Security and Privacy*, May 2008.
- [33] R. Zhou and K. Hwang, "Gossip Trust for Fast Reputation Aggregation in Peer-to-Peer Networks," *IEEE Trans. Knowledge and Data Eng.*, vol. 20, no. 9, pp. 1282-1295, Feb. 2008.
- [34] L. Vu and K. Aberer, "Effective Usage of Computational Trust Models in Rational Environments," *Web Intelligence*, technical report, 2008.
- [35] Y. Yang, Y. Sun, S. Kay, and Q. Yang, "Defending Online Reputation Systems against Collaborative Unfair Raters through Signal Modeling and Trust," to be published in *Proc. ACM Symp. Applied Computing (SAC '09)*, Mar. 2009.
- [36] N. Tran, B. Min, J. Li, and L. Subramanian, "Sybil-Resilient Online Content Voting," *Proc. Sixth Symp. Networked System Design and Implementation (NSDI '09)*, Apr. 2009.
- [37] A. Parsa, "Belkin's Development Rep is Hiring People to Write Fake Positive Amazon Reviews," <http://www.thedailyback-ground.com/2009/01/16/exclusive-belkins-development-rep-is-hiring-people-to-write-fake-positive-amazon-reviews/>, 2009.
- [38] D. Zarrella, "Not Everything that can be Counted Counts," <http://pistachioconsulting.com/shortyawards-gaming/>, 2009.
- [39] P. Dewan and P. Dasgupta, "P2P Reputation Management Using Distributed Identities and Decentralized Recommendation Chains," *IEEE Trans. Knowledge and Data Eng.*, vol. 22, no. 7, pp. 1000-1013, July 2010.



Qinyuan Feng received the bachelor's degree in software engineering from Jilin University, China, and is working toward the PhD degree in computer science at Peking University, China. He was a visiting student in Georgia Institute of Technology from Sept. 2008 to Oct. 2009 supervised by Ling Liu. He specializes in trust management and reputation systems in peer-to-peer applications.



Yan Lindsay Sun received the BS degree with the highest honor from Peking University, Beijing, China, in 1998, and the PhD degree in electrical and computer engineering from the University of Maryland in 2004. She has been an assistant professor in the Electrical and Computer Engineering Department at the University of Rhode Island since 2004. Her research interests include trustworthy social computing, network security, and wireless networking. She

received the Graduate School Fellowship at the University of Maryland from 1998 to 1999, and the Excellent Graduate Award of Peking University in 1998. She received the US National Science Foundation (NSF) Career Award in 2007. She coauthored the book "Network-aware security for group communications" (Springer 2007). She is a member of the IEEE.



Ling Liu is a full professor in the School of Computer Science, College of Computing, at Georgia Institute of Technology. There she directs the research programs in Distributed Data Intensive Systems Lab (DiSL), examining various aspects of data intensive systems with the focus on performance, availability, security, privacy, and energy efficiency. She has published more than 250 International journal and conference articles in the areas of databases, data engineering, and distributed computing systems. She is a recipient of the best paper award of ICDCS 2003, WWW 2004, the 2005 Pat Goldberg Memorial Best Paper Award, and the best data engineering paper award of Int'l Conf. Software Engineering and Data Engineering 2008. She served on the editorial board of the *IEEE Transactions on Knowledge and Data Engineering (TKDE)* and *International Journal of Very Large Databases (VLDBJ)* from 2004 to 2008. She is currently on the editorial board of several international journals, including *Distributed and Parallel Databases (DAPD, Springer)*, *IEEE Transactions on Service Computing (TSC)*, and *Wireless Network (WINET, Springer)*. Her current research is primarily sponsored by the US National Science Foundation (NSF), IBM, and Intel. She is a member of the IEEE.



Yafei Yang received the BS and MS degrees from Beijing University of Posts and Telecommunications, China, in 2002 and 2005, respectively, and the PhD degree in electrical and computer engineering from the University of Rhode Island, Kingston, in 2008. He is currently a senior engineer with Qualcomm Inc. His research interests include security, privacy, and trust in wireless networking systems. He received the Graduate Student Excellence Award from the University of Rhode Island in 2007. He is a member of the IEEE.



Yafei Dai received the PhD degree in computer science from the Harbin Institute of Technology, China. She is a professor of computer science at Peking University, China. Her research interests include P2P networks, network storage, and reputation systems. She is a member of the IEEE.

► For more information on this or any other computing topic, please visit our Digital Library at www.computer.org/publications/dlib.